

THANK YOU FOR YOUR PURCHASE!




Did you know that when you leave feedback on TPT you earn credits towards future purchases?

★★★★★ Extremely satisfied

I truly appreciate your feedback to help my little store grow.

LET'S BE FRIENDS

Access my
Freebie
Library



Stay updated on new product announcements (they are 50% off for the first 24 hrs posted!) by following me on TPT, checking out my website, and subscribing to my newsletter.



If you have any questions or concerns please email me at:
heartandmindteaching@gmail.com

♥
Ashley

GOOGLE SLIDES

Your resource comes with a digital version for use in Google Slides via Google Classroom. Follow these steps to upload your resource.

1 Click here  [Conflict Resolution](#)

2 You will be prompted to make a copy of the resource. Click on the blue box that says “Make a copy” and the resource will go directly into your Google drive.

Google Drive

Copy document

Would you like to make a copy of Career Interest Inventory?

Make a copy



3 Go to your Google Drive and locate the copy of the file. You can rename the file at this point or add/delete slides.

4 Next, go to your Google Classroom and add an assignment. Select the Google Drive Symbol and select the resource you want to assign.

5 From here, you should see a grey box that says “Students can view file.” Click the grey box. A dropdown menu should appear. Select, “Make a copy for each student.”

YOU HAVE TO MAKE A COPY FOR EACH STUDENT!

Otherwise they will all be editing the same file.

Click “Assign” in the top right corner if you’re ready to post!

This product is meant to be used in “edit” mode (not “presentation” mode). Edit mode is the only mode that allows drag & drop and writing in text boxes.

Helpful links for using Google Classroom:

[Teacher Tips for using Google Classroom \(TPT blog\)](#)

[Getting Started with Google Classroom \(youtube video\)](#)

SEL IN A SNAP



Conflict Resolution

Session Objective:

*Students will identify ways to resolve conflicts peacefully.

Materials:

*Handouts, scissors, pencils, stapler.

Guiding Questions:

- *What are ways to prevent conflicts?
- *What are ways to resolve conflicts?
- *What are some things that can make a conflict worse?

ASCA Standards Alignment:

- *Mindset: Belief in development of whole self, including a healthy balance of mental, social/emotional and physical well-being. (M 1)
- *Behavior: Social Skills: Positive, respectful and supportive relationships with students who are similar to and different from them. (B-SS 2)

SEL Competencies:

- *Responsible decision-making- Identifying problems, analyzing situations, solving-problems.
- *Social Awareness: Perspective-taking, respecting others, appreciating diversity.
- *Relationship skills- Communication.


Session Details

- *Prepare the workbook in advance. Print all pages and cut down the middle, in half, then put the pages back to back and staple them together forming the workbook for each student. Based on how much time you have, or the developmental level of your students, you may want to leave out a few emotions and focus on the ones you find most important.
- *Say "Today we are going to be learning to peacefully resolve conflicts. Conflict Resolution means finding a way to solve a problem or disagreement in a fair and peaceful way. By using conflict resolution, people can solve problems in a way that makes everyone feel respected and happy. It helps create a more peaceful and friendly world!" "Let's look at your workbook, you will see on the third and fourth pages, ways to prevent and resolve conflicts." Go through each page that talks about a different strategy. "The first is Problem-Identification." Go through how to identify problems and why it is important. On the next page, have students write or draw how they have identified a problem and how others have helped them with problem-identification. Go through the rest of the strategies.



Conflict Resolution

Finding a way to solve a problem or disagreement in a fair and peaceful way.




Conflict Resolution




Perspective-taking



Stay Calm




Share



Compromise



Use I messages



Ask for help




Communication




Apologize



Listen




Kind words



Take turns



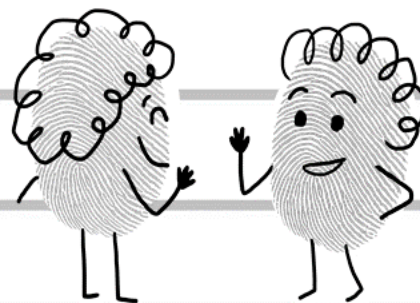
Forgiving



Walk away



Problem-solving




Respect differences



Problem identification

Conflict Resolution



Name: _____


© Heart & Mind Teaching

Conflict Resolution:

Finding a way to solve a problem or disagreement in a fair and peaceful way.

Why is it important?

It helps people solve disagreements in a peaceful and fair way. By using conflict resolution, people can solve problems in a way that makes everyone feel respected and happy. It helps create a more peaceful and friendly world!




© Heart & Mind Teaching



Prevents Conflicts




Kind words



Share




Listen



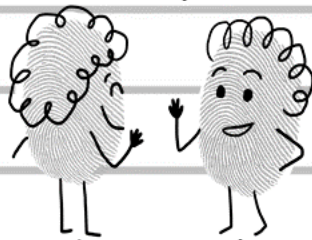
Take Turns



Stay Calm



Walk away



Respect differences



Perspective-taking



Use I messages

© Heart & Mind Teaching



Resolves Conflicts



Problem identification




Problem-solving



Ask for help



Communication



Compromise



Apologize



Forgiving

© Heart & Mind Teaching




Conflict Resolution

PROBLEM-IDENTIFICATION

How does it help?

- *Clarifies the real issue.
- *Encourages collaboration.
- *Promotes objectivity.
- *Leads to effective solutions.



© Heart & Mind Teaching

How to do it: Observe the Situation: Pay attention to what is happening.

Listen to Everyone Involved: Let each person share their thoughts and feelings.

Ask the Right Questions: What does each person want? What are the concerns?

Summarize the Problem in Simple Words: Once you understand the issue, describe it clearly.



PROBLEM-IDENTIFICATION

- Think of a time that you identified a problem.
- Explain what happened.



This is how I feel when others help me identify problems:

© Heart & Mind Teaching



Conflict Resolution

PROBLEM-SOLVING

How does it help?

- *Prevents conflicts from getting worse.
- *Leads to fair and lasting solutions.
- *Reduces stress and negative emotions.
- *Encourages cooperation.



How to do it: Identify the Problem: Make sure you understand what is the cause.
Stay Calm and Listen: Avoid yelling or blaming. Let everyone involved share.
Think of Possible Solutions: Brainstorm different ways to solve the problem.
Choose the Best Solution: Pick the solution that works best for everyone.
Try It Out and Adjust If Needed: Put the solution into action.



PROBLEM-SOLVING

Think of a time that you problem-solved.
Explain what happened.

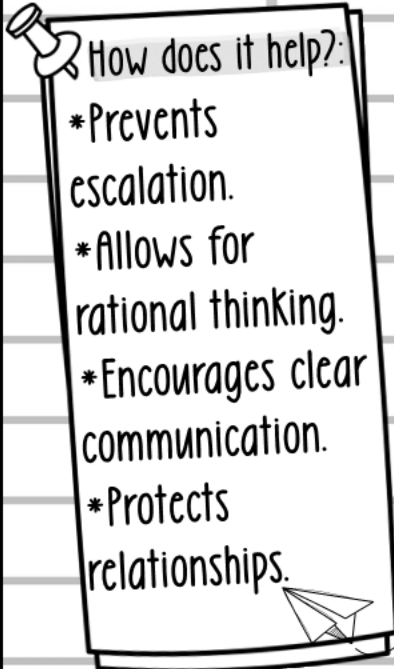
This is how I feel when others problem-solve with me:





Conflict Resolution

STAY CALM



How to do it: When you feel yourself starting to get angry or upset, take deep, slow breaths. Pause before you respond. Focus on understanding instead of winning. Use a calm tone of voice, take a break if needed, focus on the issue and not the person.



STAY CALM



This is how I feel when I stay calm:





Conflict Resolution

COMMUNICATION

How does it help?:
Clear speech helps to get your message across. If you let yourself ramble, your listeners might miss the point.

How to do it: Think before you speak, make good eye contact, speak clearly and be concise, reflect back what they said, keep arms open (not crossed), and be aware of non-verbal cues (gestures, facial expressions, posture).



COMMUNICATION

Think of a time that you communicated something well to others. Explain what happened.

This is how I feel when others communicate well to me:

I feel...





Conflict Resolution

LISTENING

How does it help?:
Active listening helps you understand other people's situations and feelings, you show this by offering support and empathy. The goal is for the other person to be heard, validated, and inspired to solve their problems.

How to do it: Actively listen to others by facing the speaker and having good eye contact, don't interrupt, listen without judging, show that you are listening with non-verbal gestures like head nods, stay focused on them, rephrase what they said back to them.



© Heart & Mind Teaching

LISTENING

Think of a time that you really listened to someone. Explain what happened.

This is how I feel when others listen to me:



© Heart & Mind Teaching



Conflict Resolution

APOLOGIZE

How does it help?:

- *Acknowledges responsibility.
- *Validates feelings.
- *Builds trust and respect.
- *De-escalates the situation.
- *Encourages forgiveness.

How to do it: Be Specific: Address the specific behavior that caused harm.
Acknowledge Impact: Show empathy for how your actions affected them.
Take Responsibility: Avoid excuses or blaming others.
Offer to Make Amends: Show you're willing to take steps to improve.
Commit to Change: Express your intention to avoid repeating the behavior.



© Heart & Mind Teaching

APOLOGIZE

Think of a time that you apologized. Explain what happened.

This is how I feel when others apologize to me:



© Heart & Mind Teaching



Conflict Resolution

FORGIVING

How does it help?:

Forgiveness plays a crucial role in resolving conflicts and restoring harmony. By forgiving someone, we let go of the resentment, anger, and hurt that can harm relationships.



How to do it: Accept what has happened and show the other person and yourself compassion. Make amends with whomever you're forgiving, even if it's yourself. Learn from the experience and grow as a person.



© Heart & Mind Teaching

FORGIVING

Think of a time that you forgave someone. Explain what happened.

This is how I feel when others forgive me:



© Heart & Mind Teaching



Conflict Resolution


TAKE TURNS

How does it help?:

- *Reduces arguments.
- *Encourages patience and sharing.
- *Promotes fairness
- *Strengthens friendships.



How to do it: Decide Who Goes First: Flip a coin, Play rock-paper-scissors, Let someone who hasn't had a turn go first.
Set a Time Limit: Use a timer to make sure everyone gets the same time.
Wait Patiently: If it's not your turn, find something else to do while waiting.
Switch Turns Fairly: When time is up, give the turn to the next person.



TAKE TURNS

Think of a time that you took turns. Explain what happened.



This is how I feel when others use take turns with me:



Conflict Resolution


COMPROMISE

How does it help?:

- * Balances needs and interests.
- * Builds trust and cooperation.
- * Promotes fairness.
- * Reduces tension.




How to do it: Identify the Problem
Clearly: Define what each side wants.
Brainstorm Possible Solutions: Think of ways both sides can get part of what they want.
Agree on a Fair Solution: Decide on a plan that works for both and stick to it.
Evaluate and Adjust if Needed: If it doesn't solve the issue, revisit it together.



COMPROMISE

Think of a time that you compromised. Explain what happened.

This is how I feel when others compromise with me:






Conflict Resolution

PERSPECTIVE-TAKING

How does it help?:

- *Promotes empathy.
- *Reduces defensiveness.
- *Decreases misunderstandings
- *Encourages problem-solving

How to do it: Pause and Reflect Before reacting, take a moment to think about how the other person might be feeling.
Listen Actively: Give them your full attention without interrupting.
Ask Open-Ended Questions: Encourage them to share their thoughts/feelings.
Acknowledge Feelings: If you disagree, show you understand their emotions.



PERSPECTIVE-TAKING

Think of a time that you used perspective-taking.
Explain what happened.

This is how I feel when others use perspective-taking with me:






Conflict Resolution

KIND WORDS

How does it help?:

- *Reduces tension and anger.
- *Shows respect.
- *Encourages active listening.
- *Inspire cooperation.
- *Promotes finding solutions.



How to do it: Acknowledging Feelings
Example: "I hear you, and your feelings matter."
Offering Solutions: Example: "How can we solve this together?"
Expressing Gratitude: Example: "I appreciate you talking to me."
Apologizing When Necessary: Example: "I'm sorry if I hurt your feelings."



© Heart & Mind Teaching

KIND WORDS

Think of a time that you used kind words. Explain what happened.

This is how I feel when others use kind words with me:



© Heart & Mind Teaching



Conflict Resolution


I MESSAGES

How does it help?:

- * Keeps the conversation solution-focused.
- * Encourages honesty.
- * Reduces blame.
- * Maintains respectful tone.

How to do it: Start with "I feel..."
Express your emotion clearly. Example: "I feel upset..."
Describe the Situation (What Happened)
State the facts without assigning blame.
Example: "...when plans are changed without telling me..."
Explain Why It Matters. Share the reason behind your feelings. Example: "...because it makes it hard for me to prepare."

I feel...



I MESSAGES

- Think of a time that you used an I message.
- Explain what happened.

This is how I feel when others use I messages with me:



RESPECT DIFFERENCES

Conflict Resolution




How does it help?:

- *Promotes mutual understanding.
- *Reduces judgement and criticism.
- *De-escalates tension.
- *Encourages compromise.




How to do it: Stay calm and composed, listen actively, acknowledge their perspective, avoid personal attacks, be open-minded, agree to disagree, avoid stereotypes or assumptions, use respectful language.



RESPECT DIFFERENCES

Think of a time that you respected differences.
Explain what happened.

This is how I feel when others respect my differences:






Conflict Resolution

WALK AWAY

How does it help?:

- *Prevents escalation.
- *Gives time to cool off and reflect.
- *Shows respect for boundaries.
- *Prevents regretful words/actions.

How to do it: Stay calm and composed, avoid storming off (slamming doors/dramatic exit), explain why you are stepping away. ("I want to come back to this when we're both calmer.") reassure they you will return, choose the right moment (not mid-sentence).



WALK AWAY

Think of a time that you walked away from an argument. Explain what happened.

This is how I feel when I walk away from an argument:





Conflict Resolution


ASK FOR HELP

How does it help?:

- *Brings a neutral perspective.
- *Promotes fairness.
- *Helps with communication.
- *Provides new ideas.




How to do it: Ask a third party, such as a mediator, teacher, or trusted adult, to offer an unbiased view of the situation. They can help the parties communicate more effectively, stay calm, and focus on finding a solution.



© Heart & Mind Teaching

ASK FOR HELP

Think of a time that you asked for help. Explain what happened.



This is how I feel when I ask for help:

© Heart & Mind Teaching




Conflict Resolution

SHARE

How does it help?:
Sharing helps to make and keep friends, play cooperatively, and to take turns. Sharing teaches about compromise and fairness. You learn that if we give a little to others, we can get some of what we want too.

How to do it: Sharing is a key part of getting along with others. When you are playing with a toy and someone else wants it, consider sharing that toy and possibly making a friend by doing so. Playing together is often more fun than playing alone.



© Heart & Mind Teaching

SHARE

Think of a time that you shared with others.
Explain what happened.


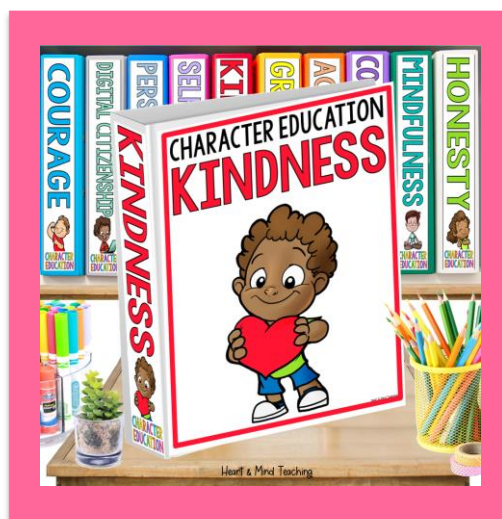

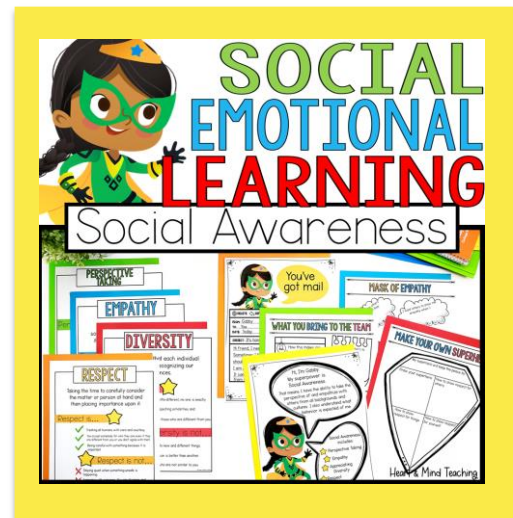
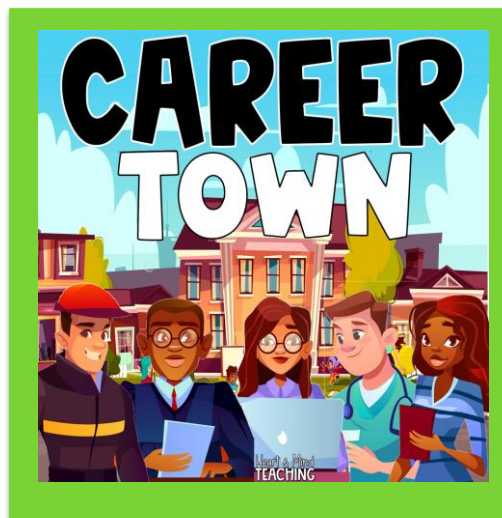
This is how I feel when others share with me:



© Heart & Mind Teaching

CHECK THESE OUT

CLICK ON THE PICTURES TO GET A CLOSER LOOK.



COUNSELOR
Collab
with Laura & Ashley



Would you like to spend less time browsing for resources and lesson planning, and more time serving students? Let Laura from [Music City Counselor](#) and Ashley from [Heart and Mind Teaching](#) do the work for you!

CLICK TO COLLAB

MEMBER Perks

- ♥ Data-driven resources by theme.
- ♥ \$35+ value of ready-to-use materials.
- ♥ Lessons, group curriculums, forms, & activities.
- ♥ Tier 1, 2, and 3 research-based resources.
- ♥ No contracts, cancel anytime.



THANK YOU

FOR SUPPORTING MY LITTLE SHOP.

Hi there! I'm Ashley- a School Counselor, curriculum developer, blogger, and mama to two young boys. I have a passion for creating fun and engaging resources for Counseling and Social Emotional Learning.

LET'S BE FRIENDS

Ashley

Access my
Freebie
Library



FOLLOW FOR EXCLUSIVE SAVINGS

New products are 50% off for 24hrs.

CLICK HERE

★ HOW CAN YOU EARN TPT CREDITS? When you leave feedback, TpT rewards you with credits that you can use toward future purchases.

ACCESS MY FREEBIE LIBRARY

Join my Newsletter to be informed of all future added freebies.

I WANT FREEBIES

TERMS OF USE

© Heart and Mind Teaching, 2025. All rights reserved. Purchase of this item entitles the purchaser the right to reproduce for classroom, personal, and google classroom use only. Use in multiple classrooms, requires the purchase of additional licenses. Redistribution or duplication of this product is strictly forbidden without the written permission of the publisher. Copying any part of this product and placing it on a publicly accessible website is strictly forbidden and is a violation of the Digital Millennium Copyright Act (DMCA). You may post this for single-classroom use on a password protected student site such as google classroom. **You may NOT post my products on any public, for-profit, or commercial websites or entities, such as Outschool.** Please do not sell or distribute any part of this as your own. Thank you for abiding by universally accepted codes of professional ethics while using this product.



If you have any questions or concerns please email me at:

heartandmindteaching@gmail.com

CREDITS

